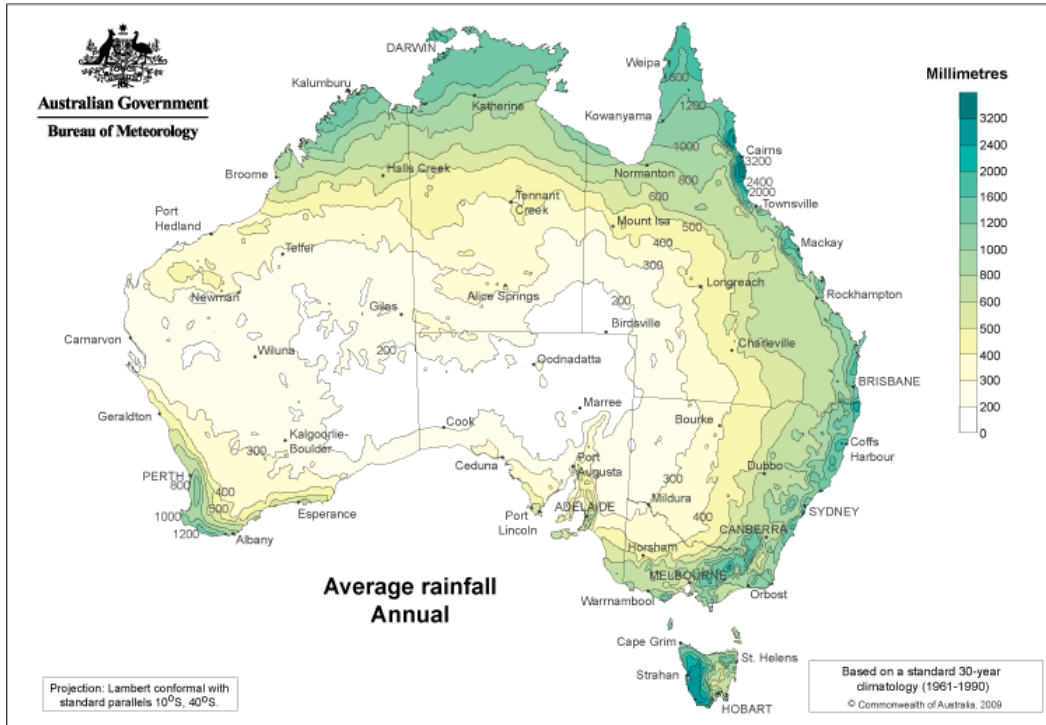




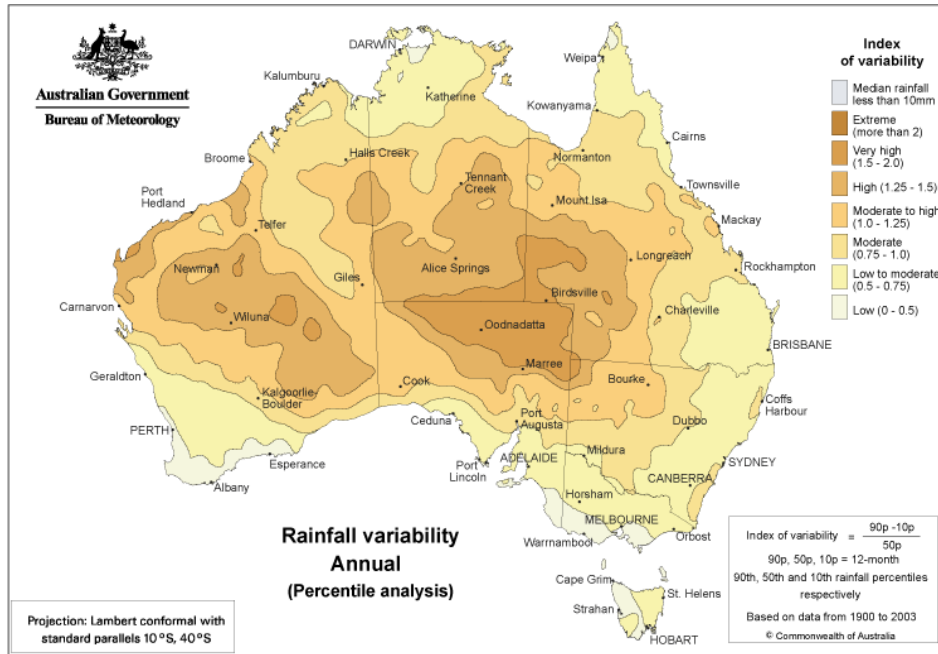
Core units: Exemplars – Year 7
Illustration 1: Droughts and flooding rains

Climate data



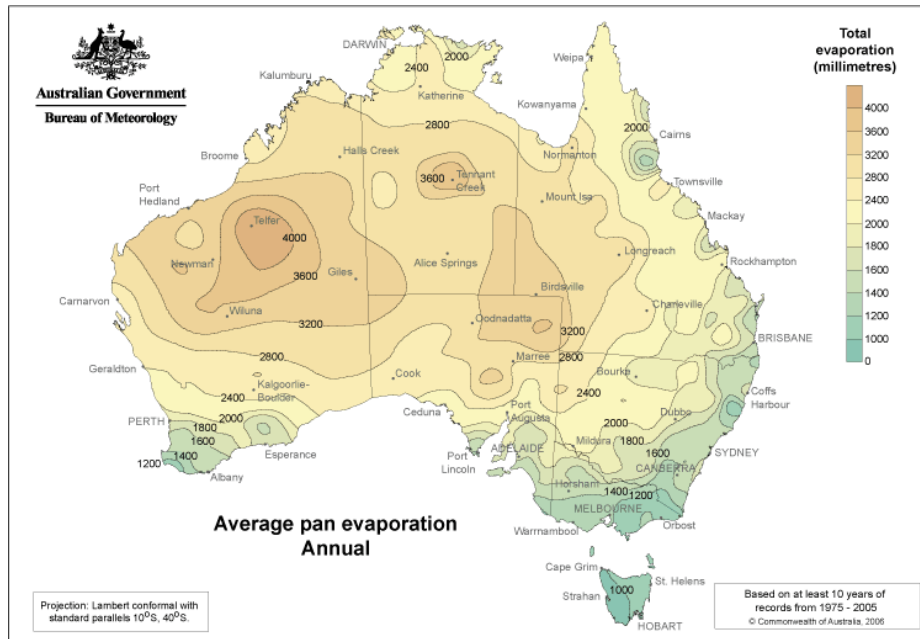
Australia: Average rainfall – annual

Source: Bureau of Meteorology: Average annual, seasonal and monthly rainfall. Retrieved September 2012, from: http://www.bom.gov.au/jsp/ncc/climate_averages/rainfall/index.jsp.
© Commonwealth of Australia 2013, Bureau of Meteorology.



Australia: Rainfall variability – annual

Source: Bureau of Meteorology: Rainfall variability. Retrieved September 2012, from: http://www.bom.gov.au/isp/ncc/climate_averages/rainfall-variability/index.jsp
 © Commonwealth of Australia 2013, Bureau of Meteorology.



Australia: Average pan evaporation – annual

Source: Bureau of Meteorology: Average annual, monthly and seasonal evaporation. Retrieved September 2012, from: http://www.bom.gov.au/isp/ncc/climate_averages/evaporation/index.jsp
 © Commonwealth of Australia 2013, Bureau of Meteorology.